




Life's Questions by Paul Gauguin



# Palette News

June 2011

June Meeting – Thursday, 6/2 at 7:15 PM

Executive Board Meeting at 6:30pm

Place: Roxbury Senior Center, 72 Eyland Avenue, Succasunna, NJ



## From the President's Desk

I can't believe how fast this year has gone by. Thanks to all of you that have made it very easy for me. We will have a group critique by Danielle Mick at our last meeting. Don't forget to bring your work. Also, make sure that you volunteer for the November auction. We need help setting up, organizing and taking down as well as food for the reception. If you are not able to attend the June meeting, contact Caroline Goldsmith and Karen Paz to volunteer. There will be an executive meeting on June 2nd at 6:30.

See you then. Thank You,

Anastasia Mancuso

## INSIDE THIS ISSUE

- From the Desk of the President ....1
- June Meeting .....2
- May Recap .....3
- Workshops .....4, 5, 6
- Membership Info .....6
- AAR Invasion of Tuscany .....7
- Shows and Exhibits .....8
- Items of Interest .....9

# June Meeting

## Members' Critique with Danielle Mick

Bring in a piece of your art work for a critique by Dannielle Mick. Here is a sample of her work. Her website is [www.danniellemick.com](http://www.danniellemick.com)



Dannielle Mick creates works of art in all mediums. Her art is inspired by the natural world, featuring sea, sky, and landscapes. She likes to maintain a sense of simplicity and finds beauty in every day surroundings.

### **ARTIST'S STATEMENT:**

*"There is a story in the landscape which I am curious to uncover. However, as in all great mysteries, I am deliberate in not giving away the ending... so I keep my story minimal and intriguing. Using subtle tonal variations, mixed with increasing color, I selectively provide just enough information to pique your interest and invite you to further investigate possible endings. Nature is such a tease..."*

Danielle's background includes education at the Art Students League, New York, NY; National Academy of Fine Art, New York, NY; New School of Parsons, New York, NY; Chicago Institute of Art, Chicago, IL; Study with Wolfe Kahn, PSA, New York, NY; Study with Elizabeth Mowry, PSA, Woodstock, NY.

She has won prestigious international awards and honors too numerous to mention, is noted in Who's Who in American Art 2008, and has been published in many magazines and other publications.

Danielle's memberships include President Pastel Society of New Jersey, Pastel Society of New Jersey, Signature Member; Pastel Society of America, Signature Member; Audubon Artists, Associate Member; Allied Artists of America, Associate Member; and Millburn Short Hills Art Center, Past President.

### **MENDHAM LIBRARY**

*If you would like to exhibit your work at the Mendham Library in 2010, you can contact Carrie Yanowitz at [carrieyanowitz@comcast.net](mailto:carrieyanowitz@comcast.net).*

# Ed Sprafkin ~ Acrylic Demonstration

The demo by Ed Sprafkin was so interesting and informative that even those of us unfamiliar with Acrylic painting were anxious to try our hand. Ed started by telling us that he likes to get the rhythm of painting by getting the subject down fast. With Acrylics he doesn't have to start with the darks as in oils or the lights as in watercolors. He does a loose drawing, working with the large masses first. He uses Liquidtex Gesso on Masonic board, does a Burnt Sienna tone over that, and then adds Atelier Binder Medium (a shiny non-absorbing adhesive). He tells us that the paint will dry in four days unless Unlocking Formula is used to prolong the drying time. It also works wonders on paint stains on clothes, and it can be bought at Jerry's. He avoids mold on his paintings by spraying with a very dilute mixture of vinegar and water.



For mixing his Atelier Interactive Artist Acrylic paint, Sprafkin attaches a piece of safety glass to his palette which can be scraped with a razor blade to keep his colors clean. He uses wet paper towel under his paints in the palette to keep them from drying out and finds an old T-shirt is best for wiping his Creative Mark Vermeer Filbert brush. Some of the colors Ed likes are Cadmium Yellow, Yellow Auger, Alizarin Crimson, Raw Sienna, Cobalt Blue, Ultramarine, Titanium White, and Mixing White, which is less potent than Titanium. He quickly shows us how he made his own portable easel box by attaching a tripod to the bottom of a box from Home Depot. Very clever!

Ed is looking for something between real and abstract in his paintings and wants his Acrylic paintings to look like oils. He sells more Acrylics than oils and thinks their brilliant color is the reason. He does several passes when painting Acrylics because they are more transparent than oils. He paints wet in wet with dry brush to soften edges. With this technique he moves from spot to spot around the canvas. The final strokes to his paintings take on the consistency of butter.

While painting Ed talked about how styles change in popularity with abstracts currently coming into favor. He paints many 16x20 pieces because they are more sellable. He also spends two hours or so every day on a 5x5 inch painting then sells it online on ebay. Ed also hosts a blog site. A website called Zatista is another site to look into.

Sprafkin reminds us that Acrylics are a water medium. His brushes are very soft and hold a lot of pigment. He doesn't use white sable because they remove more paint than they apply. When the colors get too tacky to work with, he sprays them and/or the painting with water. He enjoys Acrylics because there is no smell, they dry quicker than oils, they are less expensive than oils, and he can wipe out errors. He finds that more and more artists are painting in Acrylics.

As Ed finishes his painting, he applies blue straight into his shadows to add vibrancy. He uses a dry brush to form a background pattern being careful to avoid hard lines. He sometimes uses his fingers for a palette knife effect. He saves the juicy strokes for the end being careful not to get thick too quickly because ridges may form. His fingers again come in handy for blending color into the background. He makes the surface more painterly and tightens it up at the end. He is always thinking of value, temperature and edges. He reevaluates the color shift because as the painting dries it may need more light. He never uses black for a darker color since there is no true black in nature. Instead he uses variations of ultramarine with burnt umber, violet and burnt sienna. He warns that it will be hard to match colors once the paint has dried. His technique is to wet the paint surface, and then match that darker color since acrylics dry darker.

Now his painting is finished, and we have had an inspiring lesson and begun a path to better painting.

Review by Dolores Bruzzi

# Workshops

## DRAW AND POSE WORKSHOPS

The Pose and Draw Group of AAR is considering continuing their sessions into the spring/summer with a live model. The catch is, Dotty Fleming is retiring from her position as chair of this group, and we need someone who will be willing to take over that job.

For information, contact: Joan Winter at joanewinter@aol.com.



## ANNOUNCING a PSNJ sponsored workshop by well-known PSA signature artist STAN SPERLAK

*for our members only*

Sunday, Sept. 11th through  
Wednesday, September 14, 2011  
at his Crow Creek Studio, Cape May, New Jersey  
(3.25 days) at \$325

Space is limited to 15 students  
For information & Reservations  
contact Judith Leeds at judyleeds@optonline  
or call her at 973-257-9680



## NJSPAP UPDATE ~

[www.njspap.com/html/classes.html](http://www.njspap.com/html/classes.html)

New workshops and painting opportunities are coming in everyday, so please check the "Call To Artists" page on the website shown below for these listings.

Stephanie Amato has recently updated the "Classes" page of the NJSPAP website with some upcoming Workshops and Art Classes.

Stephanie Amato, NJSPAP Coordinator ~ 908-334-5375

[njspap@gmail.com](mailto:njspap@gmail.com)

[www.njspap.com](http://www.njspap.com)

## DANIELLE MICK ~ Adventures in Acrylic

**Custom Workshop, you choose the date**

Time: 6:30 – 9:00

Fee: \$45.00

Contact: Dannielle Mick phone: 201-602-6224 or email: [deemick@optonline.com](mailto:deemick@optonline.com)

## HUDSON RIVER VALLEY ART WORKSHOPS

The detailed schedule of 2011 workshops, along with class descriptions and the enrollment form are available on [www.artworkshops.com](http://www.artworkshops.com). You can also see an online version of our full color brochure.

### JOEL TIDEY'S NASHIRA JOURNEYS


#### Painting in Provence with Joel Tidey!

We have two trips planned for this summer- June 11th through the 18th, and August 13th through the 20th. If you are interested in traveling and painting outdoors, please look at the Nashira Journeys website for all the details. [www.nashirajourneys.com/](http://www.nashirajourneys.com/)

Individual instruction will be geared toward your specific needs, whether you are a beginner or more advanced. The focus will be on drawing, tonality, color and composition in oils, but I suggest bringing any other medium that you prefer. We will be painting in the mornings and in the afternoon where the lighting conditions change quickly, and we try and record our impressions with economy. I will be focusing on how to simplify large masses of color. An

important aspect of en plein air painting is to learn to draw with the brush and to express atmospheric effects rapidly. I hope you join us on this incredible trip to France, where you will be inspired to learn, relax and express yourself. Whether you are sketching in a local market or capturing the sunlit rolling hills, it will be an experience of a lifetime.

Please contact Francoise Rutili-Noll (973. 941. 5670) [www.nashirajourneys.com](http://www.nashirajourneys.com)



### An Invitation from Margie Samuels

Join me for a Special Watercolor Workshop  
At the Landgrove Inn, in Landgrove, Vermont

July 31st to August 4th, 2011

An opportunity to paint the natural beauty of Vermont...the mountains, fields, barns, fence posts, rivers and streams.

The Landgrove Inn is an authentic 1810 farmhouse located in a mountain valley on 35 acres about 15 minutes from Manchester. There are a heated swimming pool, tennis courts and hiking trails. Nearby are outlet stores, golf courses, antiquing, horseback riding and much more. All meals are included in the price. We will meet for breakfast and dinner together at the inn's restaurant. A home-made lunch will be brought to us each day where we will be painting.

The workshop focus is on outdoor painting. Each day we will go to a different site near the Landgrove Inn.

The Landgrove Inn is offering a special price for workshop participants....

\$100 per day per person! This includes your hotel lodging and all of your meals. In addition, there is a \$250 tuition to Margie Samuels for the workshop. You are welcome to bring along a travel companion who may enjoy the recreational activities at the Landgrove while you are painting.

Margie Samuels is a local artist and art teacher. She has her own studio and gallery in West Caldwell. She teaches adult watercolor classes year-round in addition to art classes for children and teens. Samuels has previously given workshops like this one here in New Jersey as well as in the Berkshire Mountains, in Massachusetts.

For more information....contact Margie Samuels at 973-403-9374, or on-line at [www.margiesamuelswatercolor.com](http://www.margiesamuelswatercolor.com). Contact the Landgrove Inn at 1-800-669-8466, or on-line at [www.landgroveinn.com](http://www.landgroveinn.com).

# Workshops

## *Fun with pastels!*

### Christina Debarry PSA Pastel Workshop

at

Debarry Studio Ten  
10 Harvale Dr. Florham Park NJ, 07932

**Date:** Sunday June 12,

**Time:** 9:00 to 4:30

**Fee:** \$100

Delicious Lunch included

For more details, please see May issue of Palette News.

To register for this workshop, please send a check made out to:

Christina Debarry,  
10 Harvale Dr,  
Florham Park NJ 07932

For more info please e-mail or call 973 525 2544

## Call for News from your AAR Newsletter editors!

As a reminder, your newsletter editors would love to hear about any news of honors, awards, or prizes you or any other members have won recently. If you have ideas for articles of interest, please contact:  
Pat Carthage at:  
plcarthage@optonline.net or  
Dolores Bruzzi at:  
tonyanddolores@gmail.com

**Pictures are welcome!**

***Deadline for  
information for  
publication is the  
10th of the  
preceding month.***

## Membership Information

from Connie Halliwell:

If you have any questions about your current membership or are new and thinking of becoming a member and would like to know more, please call Connie Halliwell at 973-347-6071 or email her at tomconh@optonline.net

Membership forms are available on the information table.

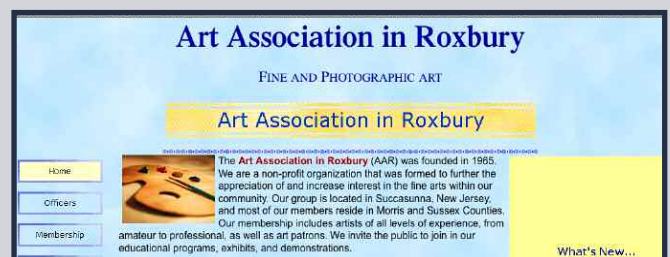
P.S. - Don't forget to let Connie know if your e-mail address changes, so you don't miss a newsletter!

## AAR Display Racks

The AAR display racks are now being stored at the home of Ginny Puskar in Whippany. Members may call Ginny at 973-229-1148 to arrange to borrow them for one week for a nominal fee of \$10 for all four racks or \$5 for two racks to be paid to AAR.

## Request for Links for AAR Website

If you have a website, and would like a link from the AAR website, e-mail Julie Garber at:  
[webmaster@artassociationinroxbury.org](mailto:webmaster@artassociationinroxbury.org)



# AAR Invasion of Tuscany



Our breakfast table!

Four AAR members were among some 40 or so artists and non-artists who spent nine picture-perfect days in Florence, Italy, with the Charles Gruppe painting group in the beginning of May. Carol Manochio, Sue Sumner, Roberta Tarnacki and Pat Carthage ventured out to take in as many of the Tuscan sites, sounds, smells, and tastes as possible, while painting as much as possible. We were not disappointed! Our antique hotel was in the heart of Florence, the Hotel Pendini, on the Piazza de la Republica. sitting between the Duomo and the Uffizi Gallery. Founded in 1879, it is one of the oldest pensiones in Florence, located on the fourth floor of an arcaded building in the very center of town. The breakfast room, now located in a redecorated large room inside the arch, offers a view of the whole Via Strozzi.

The Piazza itself is a constant hub of activity, and from my window, presented a myriad of song ranging from opera to Andean folk to pop and rock. Waiters danced in the square, children rode on the carousel, folks milled around – Magical!

Florence (Firenze) is the perfect spot for artists - alley's, markets and people to be painted at every turn. Music and wonderful food add to the charm of this fascinating city. Even Al Italia and the airport in Rome cooperated on this trip, getting us to and from NJ, Rome and Florence right on time every way!

We painted the Ponte Vecchio, in Firenze, and traveled to Siena, where most of us painted the panorama of the city of Siena. Our other trips included the medieval walled town of San Gimignano, the seaport town of Porto Venere, and the city of Lucca.

Below is Sue's painting, a panoramic view of the city of Florence, from a little park we found near the Piazza di Michaelangelo. Here, we were treated to a lunch to die for at a nearby 5 star hotel.



# Shows and Exhibits

## AAR Spring Show

Below are excerpts from the Press Release for the Atrium Art Gallery exhibit of which the AAR Show was a part.

### Spring/Summer Exhibit to Open May 26th at Atrium Gallery

The Opening Reception for the Spring/Summer Exhibit at the Atrium Gallery was held On Thursday, May 26, 2011. The exhibit is located on Floors 2-5 of the Morris County Administration and Records Building, 12 Court Street in Morristown.

Embracing a very wide variety of subject matter (landscapes, portraits, abstracts, sculpture, etc.) and media (oil, acrylic, collage, photography, pen and ink, mixed media, etc.), the artworks highlight the creative energies of 66 artists whose 177 works are displayed on the four floors of the Gallery. On the fifth floor, the Blackwell Street Center for the Arts is showcasing 42 works by artists Linda Aldrich, Peggy Dressell, David Gruol, Annette Hanna, Chris Kappmeier, John Power, Elaine Provost, and Nora Winn.



L-R:  
Nora Winn's watercolor,  
The Dinghies;

Joan Winter's oil,  
Day Lily & Hydrangea;

Joseph Mango's acrylic,  
The Wharf.

On the third and fourth floors, the Art Association in Roxbury is presenting 88 works by artists Marjorie Barrett, Dolores Bruzzi, Carl B. Casperson, Rosemary Casperson, Jean Davidson, Dee DeJulio, Elmer Dey, Dorothy Fleming, Theresa Fleming, Terri Forester, Joseph Gilligan, Caroline Goldsmith, Rose M. Goldstein, Connie Lucas Halliwell, Nina Harlan, Susan Kadar, Theresa Kubert, Donna Kusama, Annette Lange, Ruth Long, Anastasia Mancuso, Rose Mandala, Carol Manochio, Linda Olinger, Karen Paz, Jack Quinn, Lorraine Robertson, Leina'ala Schwartz, Doris Schwindt, Joyce Sciacca, Liza J. Smith-Simpson, Wendy Stamer, Antoinette Troy, Norman Volz, and Joan Winter. The second floor features 41 works by member artists of the Drew Art Association, including art by Andy Bobeck, Mary E. Bobeck, Carmel Bourneuf, Medy Bozkurtian, Susan Epstein, Celeste Fondaco, Rose Goldstein, Marian Jones, Lean Morgan Kor bel, Theodora Landy, Joseph Mango, Frank McDonough, Amy Rosenberg, Susan Scarince-Jones, Celia Shafuclas, Anjali Srivastava, Myndi Smithers, Bert Thompson, Jill Vondorvor-Frank, Elizabeth Weiss, Karen Wreden, and Beverly York. In the atrium stairwell area between the second and third floors, you can view some of artist John Tetz's fascinating mobiles, Feather Pieces. The Arts Council of the Morris Area manages the Atrium Art Gallery, selecting artists and scheduling exhibits on behalf



L-R:  
Jean Davidson's multimedia,  
Japanese Woman;

Lorraine Robertson's oil,  
Oh My Gourds;

Norman Volz's oil,  
Manikin Tango;

one of John Tetz's Feather Pieces.

of the Morris County Board of Chosen Freeholders. The Atrium Gallery is free and open to the public during business hours, from 8am – 5pm on Mondays-Fridays. The exhibit will run from May 13 through September 7, 2011. For additional information about the show, contact Dr. Lynn L. Siebert, Gallery Director, and Director of Arts Participation & Communication for the Arts Council of the Morris Area, (973) 285-5115, ext. 10 or [Lsiebert@morrisarts.org](mailto:Lsiebert@morrisarts.org)

**ROXBURY LIBRARY**

## ROXBURY LIBRARY EXHIBIT SCHEDULE


*Our June exhibiting artist will be Annette Lange, showing her pastels.  
September will be a showing by Roberta Tarnacki of her Oils and Watercolors.*

*July and August are open, and we are hoping that our members will come forward to help us keep the library space open for AAR. WE NEED YOU TO SHOW YOUR WORK! It's an opportunity for you as an artist and for our Art Association.*

*If you would like to exhibit your work at the library, call Donna Kusama at 973-770-4869.*

***NEWSLETTER SITUATION CRITICAL***

THE SITUATION FOR OUR AAR NEWSLETTER is now CRITICAL! Unless someone steps up and commits to help, there will be no newsletter for AAR for the 2011 – 2012 season. We need someone to either take over as art director, or to act as editor. Please contact Pat at [patcarthage@optonline.net](mailto:patcarthage@optonline.net) if you would be interested in taking over one of these positions.



Fine & Photographic Art  
P.O. Box 26  
Succasunna, NJ 07876

